

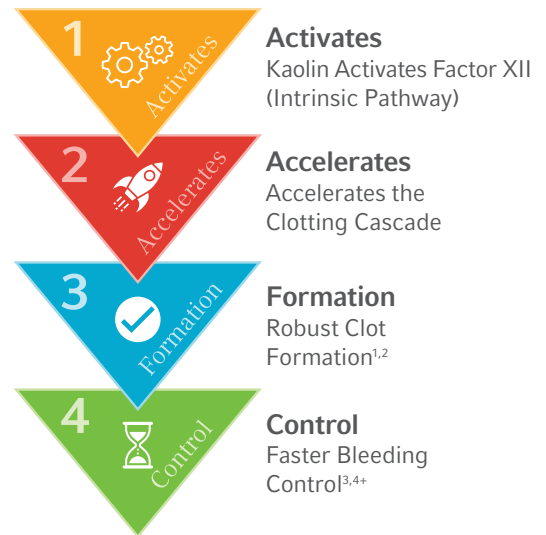
# The QuikClot® EMS Bleeding Control System.

The QuikClot® line of EMS products provides the tools you need to help promote faster bleeding control<sup>3,4+</sup> within minutes.<sup>5</sup>

**Kaolin** is the unique differentiator for all QuikClot® products.

- Use the body's natural clotting cascade
- Initiate the intrinsic pathway to clot formation, leading to faster bleeding control<sup>3,4+</sup>

### How kaolin works



## 3 proven ways to control bleeding faster.<sup>3,4+</sup>

### Smaller Surface Bleeding (Nuisance)\*



- Head Lacerations
- Bleeding AV Fistulas
- Ruptured Varicose Veins
- Nosebleeds

### Deeper and/or Large Surface Bleeding\*



- Deep Lacerations
- Scalp Injuries
- Amputations
- Road Rash

### Massive Hemorrhage Penetrating Wound Bleeding\*



- Gunshot Wounds
- Stabbings
- Large Non-Compressible Injuries Where Tourniquets Cannot Be Applied
- Mass Casualty Events

\*Based on testing when compared to standard gauze.





\*Usage is not limited to this list, refer to each QuikClot® product's Instructions For Use.

This information is not intended to be a substitute for sound clinical judgment or your institution's treatment protocols.



# QuikClot<sup>®</sup> EMS Hemostatic Products

## QuikClot<sup>®</sup> Product Ordering Information

PRODUCT	ITEM NUMBER	PRODUCT DESCRIPTION
 <p>QuikClot<sup>®</sup> EMS 4x4 Dressing</p>	636	4 in. x 4 in.
 <p>QuikClot<sup>®</sup> EMS Rolled Gauze</p>	475	3 in. x 4 ft.
 <p>QuikClot Combat Gauze<sup>®</sup> LE Z-Fold</p>	350	3 in. x 4 yds.
 <p>QuikClot<sup>®</sup> EMS Starter Pack</p>	546	Qty. (5) QuikClot <sup>®</sup> EMS 4x4 Dressings Qty. (1) QuikClot <sup>®</sup> EMS Rolled Gauze Qty. (1) QuikClot Combat Gauze <sup>®</sup> LE

**Questions?** Please contact us  
Mon-Fri 8am-5pm (ET)



[quikclot.com/EMS](http://quikclot.com/EMS)  
1-877-750-0504

### References:

- Garcia-Blanco J, Gegel B, Burgert J, et al. The effects of movement on hemorrhage when QuikClot Combat Gauze is used in a hypothermic hemodiluted porcine model. *J Special Operations Medicine*. 2015; 15 (1): 57-60. Pre-clinical study.
- Johnson D, Westbrook DM, Phelps D, et al. The effects of QuikClot Combat Gauze on hemorrhage control when used in a porcine model of lethal femoral injury. *American Journal of Disaster Medicine*. 2014; 9 (4): 309-3015. Pre-clinical study.
- Casey MW, McVay DP, Miller S, et al. The efficacy of Combat Gauze in extreme physiologic conditions. *J Scientific Research*. 2012; 177 (2): 301-305. Pre-clinical study. Based on testing when compared to standard gauze.
- Trabattoni D, Montorsi P, Fabbicocchi F, et al. A new kaolin-based hemostatic bandage compared with manual compression for bleeding control after percutaneous coronary procedures. *Eur Radiol*. 2011; 21: 1687-1691. Based on testing when compared to standard gauze.
- Johnson D, Johnson M, et al. The effects of QuikClot Combat Gauze and Celox Rapid on hemorrhage control: *Am J Disaster Med*. 2019 Winter;14(1):17-23. doi: 10.5055/ajdm.2019.0312. Pre-clinical study.

CAUTION: For use by trained Emergency responders.

Refer to package insert for complete warnings, indications, contraindications, precautions, potential complications, and Instructions For Use.

Teleflex, the Teleflex logo, QuikClot, and QuikClot Combat Gauze are trademarks or registered trademarks of Teleflex Incorporated or its affiliates, in the US and/or other countries. The products in this catalogue may not be available in all countries. Please contact your local representative. © 2021 Teleflex Incorporated. All rights reserved. MC-007213 (05/2021)